

Group 2 2A Syllabus Topic Wise Revision Test
Economics Part 3 Revision Test in English

Portion: Unit IV – Indian Economy: Structure of Indian Economy and Employment Generation, Land reforms and Agriculture - Application of Science and Technology in agriculture - Industrial growth - Rural welfare oriented programmes – Social problems – Population, education, health, employment, poverty.

1. Cotton is an example of which of the following Utility
- a) **Form Utility** b) Place Utility c) Time Utility d) None

Explanation: Form Utility : If the physical form of a commodity is changed, its utility may increase. E.g. Cotton increases, if it is converted into clothes.

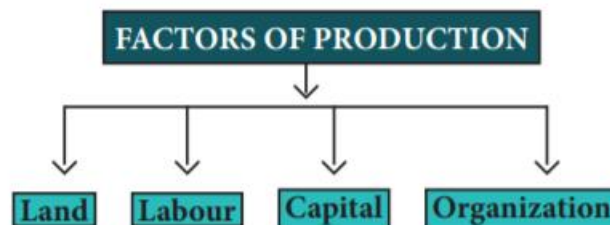
2. Insurance is an example of
- a) Primary Sector b) Secondary Sector c) **Tertiary Sector** d) None

Explanation: Examples of Tertiary Sector cover distributive traders, banking, insurance, transport and communications. Government services, such as law, administration, education, health and defense are also included.

3. Which among the following is the Derived Factors of Production?
- a) Land and Labour b) Labour and Capital
- c) **Capital and Organization** d) Organization and Land

Explanation:

Derived factors are Capital and Organization. These derived factors, when combined with the primary factors of production, raise total production.



4. "The Theory of Moral Sentiments" is written in the Year

- a) 1746 b) 1756 c) 1759 d) 1776

Explanation: Adam Smith is known as Father of Economics and his Economics is wealth Economics. He wrote two classic works, "The Theory of Moral sentiments (1759)", and "An inquiry into the nature and causes of the wealth of Nations (1776)".

5. Pick out the odd one:

a) Labour is homogeneous.

b) Labour cannot be separated from the labourer.

c) Labour is mobile. Man moves from one place to another from a low paid occupation to a high paid occupation.

d) Individual labour has only limited bargaining power.

Explanation: Labour is not homogeneous. Skill and dexterity vary from person to person.

6. Who said this 'Capital consists of those kinds of wealth other than free gifts of nature, which yield income'

- a) Adam Smith b) Marshall c) Keynes d) None

7. Organizer is can also be called as

- a) Producer b) Game Changer c) Entrepreneur d) Consumer

Explanation: The entrepreneur is also called 'Organizer'. In, modern times, an entrepreneur is called 'the changing agent of the society'. He is not only responsible for introducing the socially desirable output but also to increase the social welfare.

8. Production refers to

- a) Destruction of utility b) Creation of utilities
c) exchange value d) none

9. Match the following:

- | | | |
|--------------------------|---|---------|
| 1. 20 Point program | - | 1. 2005 |
| 2. Jawahar Rozgar Yojana | - | 2. 1989 |
| 3. MGNREGA | - | 3. 1975 |
| 4. Bharat Nirman Yojana | - | 4. 2006 |

- a) 3214 b) 3241 c) 2314 d) 2341

Explanation:

1. 20 point program was introduced by Indira Gandhi.
2. JawaharRozgarYojana is related to employment.
3. MGNREGA is the 100 days employment scheme.
4. Bharat NirmanYojana has 6 types of welfare schemes included in it.

10. DMP model describe about

- a) Wages b) Unemployment c) Job Vaccancies d) All the above

Explanation: The Diamond Mortensen Pissarides Model General Talk about Employment related aspects which include above mentioned three.

11. Which committee recommended drastic reduction in import duties?

- a) Narasimman b) Vijay kelkar c) Raja chelliah d) Rangarajan

Explanation: Raja chelliah is a former RBI Chairman he is the one who reduced import duties in 1991.

12. Which State secure highest health status in India?

- a) Tamilnadu b) Kerala c) Telangana d) Andhra

Explanation: Kerala tops in this list followed by Punjab and Tamilnadu.

13. Identify the incorrect Pair:

- a) Indira AwasYojana - 1975
 b) Rajiv AwasYojana - 2009
 c) Food for Work Program - 1977
 d) None of These

Explanation: Indira AwasYojanawas introduced in the year 1985 for the Rural Housing.

14. Consider the following Statement and choose the correct one about National Rural Health Mission.

1. It was launched on 12 April, 2005

2. It focus on Reproductive, Maternal, New-born, Child health and Adolescent services.

- a) 1 only b) 2 only c) **Both 1 and 2** d) None

15. Which railway station is the first to provide Wi-Fi facility in India?

- a) Mumbai b) **Bengaluru** c) Delhi d) Hyderabad

16. Match:

- | | | |
|--------------------------------------|---|---------|
| 1. TRYSEM | - | 1. 1976 |
| 2. National Rural Livelihood Mission | - | 2. 2005 |
| 3. IRDP | - | 3. 2011 |
| 4. National Rural Health Mission | - | 4. 1979 |

- a) 2314 b) 4132 c) **4312** d) 3412

Explanation:

Poverty Eradication Schemes	
Schemes	Year of launch
20 Point Programme	1975
Integrated Rural development Programme(IRDP)	1976
Training Rural Youths for Self-Employment (TRYSEM)	1979
Food for Work Programme (FWP)	1977
National Rural Employment Programme (NREP)	1980
Rural Landless Employment Guarantee Programme(RLEGP)	1983
Jawahar Rozgar Yojana(JRY)	1989
Mahatma Gandhi National Rural Employment Guarantee Scheme (MGNREGS)	2006

17. Match:

- | | | |
|--------------------------------|---|---------|
| 1. National Green Tribunal Act | - | 1. 2002 |
| 2. Biological Diversity Act | - | 2.1972 |
| 3. Forest (Conservation) Act | - | 3. 2010 |
| 4. Wildlife Protection Act | - | 4.1980 |

- a) **3142** b) 4321 c) 3124 d) 2314

18. In which year TRIPS was established?

- a) 1990 b) 1991 c) 1993 d) **1995**

Explanation: It was established by World Trade Organisation.

19. Indias First Large scale steel plant is

- a) **TISCO** b) IISCO c) MISCO d) SAIL

Explanation: TISCO was introduced in the year 1907 in Jamshedpur.

20. Which of the following is not the cause for the Rural poverty?

- a) Inflation
- b) Increased non-farm employment**
- c) Low rate of economic growth
- d) More emphasis on large industries

21. When was food Security Act passed

- a) 2010 b) 2012 c) **2013** d) 2018

Explanation: Food Security Act , 2013 is an Act of the Parliament of India which aims to provide subsidized food grains.

22. The type of unemployment which happens when a person moves from one job to another job is known as

- a) Structural unemployment
- b) Frictional unemployment**
- c) Voluntary unemployment

d) Under employment

Explanation: In Frictional Unemployment person use to change their place from one to another.

23. Age of work force of Humans

- a) 18-58 yrs b) 18-60 yrs c) 15-60 yrs d) 15-58 yrs

Explanation: We take the age group of 15–60 years for the computation of workforce. Persons who are less than 15 years are considered as children, and person who have crossed 60 years of age are excluded as they are not physically fit to undertake productive occupation.

24. Which of the following Empire build Employment Bureau

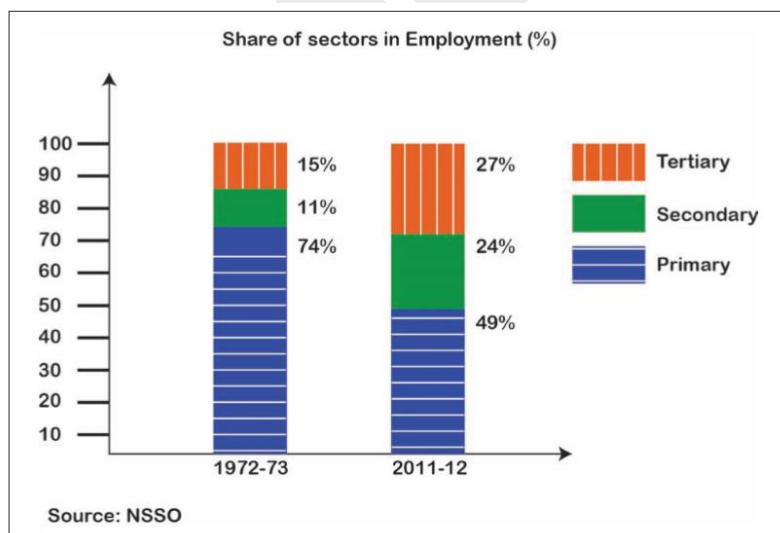
- a) Sultan b) Mughals c) Marathas d) Rajputs

Explanation: In the medieval period, Feroz Shah Thuglaq, the Sultan of Delhi, had set up an 'Employment Bureau' to solve the unemployment problem.

25. Which of the following Sector is growing at a faster Rate

- a) Primary b) Secondary c) Tertiary d) None

Explanation:



26. Which of the Following is a Private Sector

- a) NLC b) SAIL c) BSNL d) TATA

27. Slater Village Concept was Introduced by

- a) Gilbert b) Marshall c) Smith d) Tony

Explanation: Iruvelpattu is one such village in Villupuram district in Tamil Nadu. This village has been studied for more than 100 years by many scholars. This village is also called Slater village as Gilbert Slater was the first scholar working in the University of Madras to go with his students to study this village in 1916.

28. Which Delhi Sultan of medieval India formed 'Employment Bureau' to solve the unemployment problem.

- a) Muhamad Bin Tugluq b) AllauddinKhilji
c) Feroz Shah Tugluq d) Balban

Explanation: In the medieval period, Feroz Shah Thuglaq, the Sultan of Delhi, had set up an 'Employment Bureau' to solve the unemployment problem.

30. SarvaShikshaAbhiyan (SSA), one of the major important educational programme is connected with the

- a) Elementary education b) Higher education
c) Vocational Education d) Adult Education

Explanation: It provide useful and elementary education for all children in the age of 6-14 years.

31. RLEGP means

- a) Rural Labourers Employment Guarantee Programme
b) Rural Landless Employment Guarantee Programme
c) Rural Land Owners Employment Guarantee Programme
d) Rural Landless Labourers Employment Guarantee Programme

Explanation: It was launched on 15 August 1983 during the Sixth Five Year Plan.

32. Agricultural Refinance Development Corporation was established on

- a) Jan 1, 1963 b) March 1, 1963 c) April 1, 1963 d) July 1, 1963

Explanation: Reserve Bank of India set up the Agricultural Refinance corporation to work as an refinancing agency in providing medium term and long term agricultural credit to support investment credit needs for agricultural Development.

Explanation: 2,239 canals run through Tamil Nadu covering a length of 9,750 km. There are 7,985 small lakes, 33,142 large lakes, 15 lakh open wells and there are 3,54,000 borewells in the state where agriculture is carried out with the help of these water resources.

39. How many dam are constructed across the River Cauvery

- a) 1 b) 2 c) 3 d) 4

Explanation: The dams constructed across Cauvery in Tamil Nadu are Mettur Dam, Kallanai.

40. The length of river Cauvery

- a) 645 km b) 554 km c) 765 km d) 694 km

Explanation: River Cauvery is the 3rd largest river in South India. Its length is 765 km.

41. Total percent of land under food grain cultivation in Tamil Nadu is

- a) 56 b) 64 c) 57 d) 72

Explanation: All cultivated crops can be classified as food crops and non-food crops. 57 percentage of the total land under food grain cultivation is irrigated.

42. How many Panchayat union Block has reduced water Quality

- a) 139 b) 11 c) 39 d) 100

Explanation: 139 blocks in Tamilnadu are identified as excessive users of groundwater and 100 blocks as nearing the stage of excessive usage of groundwater. 11 blocks have been identified with reduced water quality. Only 136 blocks have enough quantity and quality water for usage.

43. Who among the following introduced the term Virtual Water

- a) Gilbert b) Marshall c) Smith d) Tony

Explanation: The term 'virtual water' was introduced by Tony Allen in 1990. The water consumed in the production process of an agricultural or industrial product is called 'virtual water'.

44. Which of the following crop is cultivated in large scale in Tamil Nadu

- a) Millets b) Paddy c) Ragi d) corn

Explanation: Paddy cultivation is carried out at a large scale of 30 percent cultivated land area and other food crops in 12 percent area.

45. How much percent of Maize production is done in Tamil Nadu


- a) 62 b) 7 c) 34 d) 20

Explanation: The contribution of paddy to the total amount of food production is 62%. Maize production was 20%, corn 7%, ragi 3% and another 3% occupied by black gram, while other food crops contributed a very meager amount to the total food production in Tamil Nadu.

46. Percentage of Irrigated area of canals

- a) 62 b) 24 c) 14 d) 35

Explanation:



47. Total kilo Gram of Paddy cultivation in TamilNadu in the year 2014-15

- a) 2753 b) 1409 c) 3077 d) 4429

Explanation: Production capacity of paddy in Tamil Nadu was 4,429 kg per hectare in 2014-2015. This capacity was 3,039 kilograms in 2010-2011 revealing the increase in productivity.

48. Out of the following, which is not a food crop

- a) Bajra b) Ragi c) Maize d) Coconut

Explanation: Coconut is a Plantation crop.

49. The North-East monsoon period in Tamilnadu

- a) August – October
 b) September – November

Features of a Developed Economy

- 1) High National Income
- 2) High Per Capita Income
- 3) High Standard of Living
- 4) Full Employment of Resources
- 5) Dominance of Industrial Sector
- 6) High Level of Technology
- 7) High Industrialisation
- 8) High Consumption Level
- 9) High Level of Urbanisation
- 10) Smooth Economic Growth
- 11) Social Equity, Gender Equality and Low Levels of Poverty
- 12) Political Stability and Good Governance

54. The Percent of Contribution of GDP in Agricultural Sector

- a) 15 b) 17 c) 18 d) 20

Explanation: Around 60% of the people in India depend upon agriculture for their livelihood. In fact, about 17% of our GDP today is contributed by the agricultural sector.

55. Rank of India in GDP in World level

- a) 5 b) 6 c) 7 d) 8

Explanation: Emerging as a top economic giant among the world economy, India bags the seventh position in terms of nominal Gross Domestic Product (GDP) and third in terms of Purchasing Power Parity (PPP).

56. What is the population growth rate in India per 1000 members

- a) 1.7 b) 1.5 c) 2.5 d) 2.2

Explanation: Population growth rate of India is very high and this is always a hurdle to growth rate. The population growth rate in India is as high as 1.7 per 1000.

57. What is the Population Growth in the year 1951

- a) 1.33 b) 1.25 c) 1.96 d) 1.66

Explanation:

Census Year	Population (in crores)	Average annual growth rate
1901	23.84	-
1911	25.21	0.56
1921	25.13	-0.03
1931	27.90	1.04
1941	31.87	1.33
1951	36.11	1.25
1961	43.92	1.96
1971	54.81	2.20
1981	68.33	2.22
1991	84.33	2.16
2001	102.70	1.97
2011	121.02	1.66

(Source: Registrar General of India)

58. Match:

- | | | | |
|---------|---------|---------------------------------|---------|
| 1. 1921 | - | 1. Year of Small Divide | |
| 2. 1951 | - | 2. Demographic Transition | |
| 3. 1961 | - | 3. Year of Great Divide | |
| 4. 2011 | - | 4. Year of Population Explosion | |
| a) 1342 | b) 1234 | c) 4321 | d) 3142 |

Explanation:

1. The negative growth during 1911-21 was due to rapid and frequent occurrence of epidemics like cholera, plague and influenza and also famines. The year 1921 is known as the 'Year of Great Divide' for India's population as population starts increasing.

2. During 1951, population growth rate has come down from 1.33% to 1.25%. Hence it is known as 'Year of Small divide'.

3. In 1961, population of India started increasing at the rate of 1.96% i.e, 2%. Hence 1961 is known as 'Year of Population Explosion'. In the year 2001, the Population of India crossed one billion (100 crore) mark.

4. The 2011 census reveals growth of youth population which is described as 'demographic transition'.

59. According to 2011 census, the life expectancy
- a) 62.6 b) 64.2 c) **63.5** d) 63.4

Explanation:

Year	Male	Female	Overall
1951	32.5	31.7	32.1
1991	58.6	59.0	58.7
2001	61.6	63.3	62.5
2011	62.6	64.2	63.5

(Source: Registrar General of India)

60. Find the Incorrect Pair:
- a) Overall Literacy rate - 74.04%
- b) Highest Literacy rate - Kerala
- c) **Lowest Literacy rate - Rajasthan**
- d) None

Explanation: Kerala has the highest literacy ratio (92%) followed by Goa (82%), Himachal Pradesh (76%), Maharashtra (75%) and Tamil Nadu (74%). Bihar has the lowest literacy ratio (53%) in 2011.

61. Identify the increasing order (in number) of source of irrigation in Tamilnadu
- a) Tanks, Wells, Canals, Reservoirs
- b) Wells, Tanks, Canals, Reservoirs
- c) **Reservoirs, Canals, Tanks, Wells**
- d) Reservoirs, Canals, Wells, Tanks
62. New Economic Policy consists of which of the following?
- a) Globalisation b) Liberalization c) Privatization d) **All the above**

Explanation: The triple pillars of New Economic Policy are Liberalization, Privatization and Globalization (LPG)

63. Match:

- | | | |
|---------------------------|---|----------------|
| 1. Lowest Sex Ratio | - | 1. Kanyakumari |
| 2. Lowest Literacy | - | 2. Cuddalore |
| 3. Highest Literacy | - | 3. Theni |
| 4. Lowest Child Sex Ratio | - | 4. Dharmapuri |

- a) 4312 b) 1234 c) 3214 d) 3412

64. Thiruvalluvar economic ideas mainly dealt with

- a) Wealth b) Poverty is the curse in the society
c) Agriculture d) **All of them**

65. Who among the following propagated Gandhian Economic thinkings.

- a) Jawaharlal Nehru b) VKRV Rao c) **JC Kumarappa** d) A.K. Sen

Explanation: Joseph Chelladurai Kumarappa was born on 4 January 1892 in Tanjavur, Tamil Nadu. A pioneer of rural economic development theories, Kumarappa is credited for developing economic theories based on Gandhism – a school of economic thought he coined “Gandhian Economics”.

66. Sen's Poverty and Famines was written in the year

- a) 1971 b) **1981** c) 1991 d) 1998

Explanation: Sen's *Poverty and Famines: An Essay on Entitlement and Deprivation* (1981) is both a theoretical and an applied work.

67. Zamindari system was introduced in the year

- a) 1796 b) **1793** c) 1763 d) 1776

Explanation: This system was created by the British East India Company, when in 1793, Lord Cornwallis introduced 'Permanent Settlement Act'.

68. Mahalwari system was first introduced in

- a) **Madhya Pradesh** b) Madras c) Andhra d) Bengal

Explanation: After introduction of this system, it was later extended to Madhya Pradesh and Punjab. The ownership of the land was maintained by the collective body usually the villagers which served as a unit of management.

69. Ryotwari system was first introduced in
- a) Madhya Pradesh **b) madras** c) Andhra d) Bengal

Explanation: This system was initially introduced in Tamil Nadu and later extended to Maharashtra, Gujarat, Assam, Coorg, East Punjab and Madhya Pradesh.

70. When was the first Industrial Policy introduced
- a) **1948** b) 1956 c) 1977 d) 1991

Explanation: The Government of India recognized the significant contribution of industrialization. Therefore the Government of India declared its first Industrial Policy on 6th April 1948.

71. Which has been emerged as the watchdog in monitoring competitive practices in economy?
- a) MRTP Act b) New Industrial Policy
- c) Competition Commission** d) All the above

72. Choose the incorrect statement
1. Density of population in Tamil Nadu (2011 census) is 555 per sq.km.
 2. Tamilnadu ranks 12th in density among Indian states
- a) 1 only b) 2 only c) Both 1 and 2 **d) None of these**

73. Which state has the highest decadal growth of population?
- a) Uttar Pradesh **b) Bihar** c) Madhya Pradesh d) Rajasthan

Explanation: Kerala has the lowest birth rate (14.7) and Uttar Pradesh has the highest birth rate (29.5). West Bengal has the lowest death rate (6.3) and Orissa (9.2) has the highest. Among States Bihar has the highest decadal (2001-11) growth rate of population, while Kerala has the lowest growth rate.

74. The term "Human resource" refers to
- a) Investment on poor people

- b) Expenditure on Agriculture
- c) Investment on Assets
- d) Collective abilities of people**

75. Which of the following states have population density higher than the National average density?
- a) Uttarpradesh, Bihar, Tamil Nadu
 - b) West Bengal, Bihar, Uttarpradesh**
 - c) Bihar, West Bengal, Karnataka
 - d) West Bengal, Bihar, Madya Pradesh
76. Which of the following state has highest installed Solar Capacity in India?
- a) Odisha
 - b) Tamil Nadu**
 - c) Rajasthan
 - d) Andhra Pradesh
77. In which year the term "Virtual water" was introduced?
- a) 1980
 - b) 1990**
 - c) 2000
 - d) 1983

Explanation: The term 'virtual water' was introduced by Tony Allen in 1990. The water consumed in the production process of an agricultural or industrial product is called 'virtual water'.

78. How many times the areas with good water facility can be cultivated in a year?
- a) 2
 - b) 3**
 - c) 4
 - d) 5
79. "Unemployed people suffer demoralization, frustration and loss of self respect that come from enforced idleness" who said this?
- a) Wonnacott**
 - b) J.M. Keynes
 - c) Adam Smith
 - d) Alfred Marshall
80. Second Green Revolution Implemented in
- a) 2006-07**
 - b) 2007-08
 - c) 2008-09
 - d) 2009-10

Explanation: The target of Second Green Revolution was to increase 400 million tons of food grain production as against about 214 million tons in 2006-07. This is to be achieved by 2020.

81. First Jute Industry introduced in

- a) 1856 b) 1867 c) 1855 d) 1847

Explanation: Its first modernised industrial unit was established at Reshra in West Bengal in 1855.

82. Percentage of Silk produced in india

- a) 16 b) 17 c) 18 d) 19

Explanation: India is the second-largest (first being China) country in the world in producing natural silk. At present, India produces about 16% silk of the world.

83. When was ONGC established

- a) 1945 b) 1956 c) 1889 d) 1895

Explanation: For exploration purpose, Oil and Natural Gas Commission (ONGC) was established in 1956 at Dehradun, Uttarakhand.

84. How many Public Sector Banks are there in india

- a) 24 b) 25 c) 26 d) 27

Explanation: Of the total banking industry in India, public sector banks constitute 72.9% share while the rest is covered by private players. In terms of the number of banks, there are 27 public sector banks and 22 private sector banks.

85. Second Nationalization occurred in

- a) 1969 b) 1978 c) 1975 d) 1980

Explanation:

Nationalization

1969	14 banks with deposits above ₹. 50 crores were Nationalized.
1980	6 banks with deposits above ₹. 200 crores were Nationalized

19 July 1969

1. Allahabad Bank
2. Bank of Baroda
3. Bank of Maharashtra
4. Canara Bank
5. Central Bank of India
6. Dena Bank
7. Indian Bank
8. Indian Overseas Bank
9. Punjab National Bank
10. Syndicate Bank
11. Union Bank
12. United Bank of India
13. UCO Bank
14. Bank of India

15 April 1980

1. Andhra Bank
2. Corporation Bank
3. New Bank of India
4. Oriental Bank of Commerce
5. Punjab & Sindh Bank
6. Vijaya Bank



86. HDI was calculated

- a) UNDP b) UNESCO c) UNO d) WHO

Explanation: Human Development Index (HDI) HDI was developed by the Pakistani Economist MahbubulHaq and the Indian Economist Amartya Kumar Sen in 1990 and was published by the United Nations Development Programme (UNDP). It is constructed based on Life Expectancy Index, Education Index and GDP Per Capita.

87. Which of the following country topped in HDI

- a) Australia b) Norway c) Switzerland d) Iceland

Explanation:

Top three countries of HDI

Norway (0.949)

Australia (0.939)

Switzerland (0.939)

88. The father of Green Revolution in India was

- a) M.S. Swaminathan b) Gandhi c) Visweswaraiah d) N.R. Viswanathan

89. How many commercial banks were nationalised in 1969 ?
a) 10 b) 12 c) 14 d) 16

90. Rank of India in GDP among the Asian Countries
a) 1 b) 2 c) 3 d) 4

Explanation: India was at 3rd position after China and Japan among Asian countries. India shared 8.50% of total Asia's GDP (nominal) in 2016.

91. The limit of Foreign equity was raised from 51 percent to
a) 74 b) 56 c) 45 d) 64

Explanation: In 1991, the government announced a specified list of high-technology and high investment priority industries wherein automatic permission was granted for foreign direct investment (FDI) upto 51 percent foreign equity. The limit was raised to 74 percent and subsequently to 100 percent for many of these industries.

92. Cold Storage Order was passed in
a) 1975 b) 1987 c) 1964 d) 1955

Explanation: The Government of India and the Ministry of Agriculture promulgated an order known as "Cold Storage Order, 1964" under Section 3 of the Essential Commodities Act, 1955.

93. Percentage of Poultry wasted
a) 7 b) 3 c) 10 d) 5

Explanation:

Crops	Cumulative wastages (%)
Cereals	5-6
Pulses	6 – 8
Oil seeds	3-10
Fruits &Vegetables	5-16
Milk	1
Fisheries (in land)	5
Fisheries (Marine)	10
Meat	3
Poultry	7

94. New foreign trade policy was introduced for the term of

- a) 2010-15 b) 2015-20 c) 2020-25 d) None

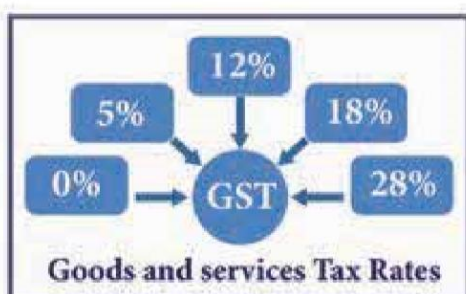
Explanation: The Government of India, Ministry of Commerce and Industry announced New Foreign Trade Policy on 01st April 2015 for the period of 2015-2020.

95. Maximum rate for GST is

- a) 18% b) 17% c) 28% d) 35%

Explanation:

Current GST Rates in India



96. India is the largest producer of

- a) fruits b) gold c) petrol d) diesel

97. 'An Indian farmer is born in debt, lives in debt, dies in debt and bequeaths debt' said by
 a) Gilbert b) Tony c) **Darling** d) Keynes

Explanation: A famous British writer Sir Malcolm Darling (1925) stated that 'An Indian farmer is born in debt, lives in debt, dies in debt and bequeaths debt'.

98. Jawaharlal Nehru National Urban Renewal Mission (JNNURM) was implemented in the year
 a) 2003 b) 2004 c) **2005** d) 2006

Explanation:

Development Schemes	
Pradhan Mantri Adarsh Gram Sadak Yojana (PMAGSY)	2010
Bharat Nirman Yojana	2005
Indira Awas Yojana	1985
Jawaharlal Nehru National Urban Renewal Mission (JNNURM)	2005
Rajiv Awas Yojan (RAY)	2009
National Rural Health Mission	2005
National Rural Livelihood Mission	2011
National Food Security Scheme	2013

99. What percentage of the total population live in rural area, as per 2011 censuses?
 a) 40 b) 50 c) **60** d) 70
100. Identify the cause for rural indebtedness in India.
 a) **Poverty** b) High population
 c) High productivity d) Full employment